

American English

# First Friends

# 1

Student Book & Activity Book

Susan Iannuzzi



OXFORD


Student Audio CD with songs,  
stories, and everyday English



# First Friends

1

Student Book



Susan Iannuzzi

OXFORD  
UNIVERSITY PRESS






# Level 1 Scope and Sequence

| Topics & Objectives   | Vocabulary  | Structure  | Values & Everyday English  | Songs & Projects   | Alphabet   |
|---|---|--|--|--|--|
| <b>1 Hello</b><br>(Introductions)<br><ul style="list-style-type: none"> <li>Say hello</li> <li>Introduce yourself to other people</li> </ul>                                | <i>Baz</i><br><i>Jig</i><br><i>Pat</i><br><i>Tess</i><br><br>Numbers 1–5                        | <i>Hello.</i><br><i>What's your name?</i><br><i>I'm ...</i>  | Being polite<br><br><i>How are you?</i><br><i>I'm fine, thanks.</i>                  | Hello, Friends!<br>Pat and Jig, Count To Five<br>A & B song                                  | <b>Aa</b><br><i>ant</i><br><b>Bb</b><br><i>bear</i>                                  |
| <b>2 My Family</b><br>(Immediate family members)<br><ul style="list-style-type: none"> <li>Ask about people</li> <li>Identify family members</li> </ul>                     | <i>brother</i><br><i>dad</i><br><i>grandma</i><br><i>grandpa</i><br><i>mom</i><br><i>sister</i> | <i>Who's this?</i><br><i>It's my (grandma).</i>  | Respecting your elders<br><i>After you.</i><br><i>Thank you.</i>                     | Who's This?<br>C & D song  | <b>Cc</b><br><i>cloud</i><br><b>Dd</b><br><i>donut</i>                               |
| <b>3 My School</b><br>(School possessions)<br><ul style="list-style-type: none"> <li>Ask about and identify things</li> <li>Listen to and perform simple actions</li> </ul> | <i>bag</i><br><i>book</i><br><i>chair</i><br><i>crayon</i><br><i>pencil</i><br><i>table</i>     | <i>What's this?</i><br><i>It's a (bag).</i><br><i>Stand up.</i><br><i>Sit down.</i><br><i>Quiet, please.</i> | Behaving at school<br><i>Please open your book.</i><br><i>Sorry, (Miss Jackson).</i> | Hello, Children.<br>E & F song   | <b>Ee</b><br><i>elephant</i><br><b>Ff</b><br><i>frog</i>                             |
| <b>4 Colors</b><br><ul style="list-style-type: none"> <li>Ask about and describe objects by color</li> </ul>  | <i>blue</i><br><i>green</i><br><i>orange</i><br><i>purple</i><br><i>red</i><br><i>yellow</i>    | <i>What color is it?</i><br><i>It's (red).</i>   | Taking turns<br><i>It's your turn.</i>   | What Color Is It?<br>Rainbow Colors<br>G & H song<br><br><b>Project:</b><br>making a rainbow | <b>Gg</b><br><i>gift</i><br><b>Hh</b><br><i>hug</i>                                  |
| <b>5 My Toys</b><br><ul style="list-style-type: none"> <li>Describe toys by color</li> </ul>  | <i>ball</i><br><i>car</i><br><i>doll</i><br><i>jump rope</i><br><i>teddy</i><br><i>toy box</i>  | <i>It's a (red) car.</i>   | Sharing with others<br><i>Here. Have my (teddy bear).</i>                            | It's a Purple Doll<br>I, J, & K song   | <b>Ii</b><br><i>igloo</i><br><b>Jj</b><br><i>jam</i><br><b>Kk</b><br><i>kangaroo</i> |





| Topics & Objectives  | Vocabulary  | Structure  | Values & Everyday English   | Songs & Projects  | Alphabet   |
|--|---|--|---|---|--|
| <b>6 My Face</b> <ul style="list-style-type: none"> <li>Identify parts of the face using pronouns</li> </ul>               | ears<br>eyes<br>face<br>mouth<br>nose<br><br>Numbers 6–10 | Wash your (face).<br>Dry your (ears).<br><br>Touch your (ears).<br>Clap. | Keeping clean<br>(Wash) your (face), please.<br>Yes, Mom.           | 1, 2, 3<br>L, M, & N song   | <b>Ll</b><br>lemon<br><b>Mm</b><br>monkey<br><b>Nn</b><br>nest     |
| <b>7 My Clothes</b> <ul style="list-style-type: none"> <li>Identify clothes using pronouns</li> </ul>                      | cap<br>jacket<br>pants<br>shoes<br>skirt<br>T-shirt       | This is my (skirt).<br><br>These are your (shoes).                       | Respecting your clothes<br>Put on your smock.<br>Yes, Miss Jackson. | These Are Pants.<br>O, P, & Q song<br><br><b>Project:</b><br>decorating a T-shirt             | <b>Oo</b><br>octopus<br><b>Pp</b><br>penguin<br><b>Qq</b><br>quiet |
| <b>8 Food</b> <ul style="list-style-type: none"> <li>Ask about and request quantities of food</li> </ul>                   | banana<br>cookie<br>orange<br>sandwich<br>tomato<br>water | How many (cookies)?<br>(Three) (cookies), please.<br><br>Plurals         | Eating healthily<br>Have a healthy snack.                           | A Sandwich For You<br>R, S, & T song  | <b>Rr</b><br>rainbow<br><b>Ss</b><br>sun<br><b>Tt</b><br>tiger     |
| <b>9 On the Farm</b><br>(Farm animals) <ul style="list-style-type: none"> <li>Ask about and identify animals</li> </ul>    | chicken<br>cow<br>duck<br>goat<br>horse<br>pig            | Is it a (goat)?<br>Yes, it is.<br>No, it isn't.                          | Respecting nature<br>Don't touch, please                            | Is it a Duck?<br>Hello, Pig!<br>U, V, & W song<br><br><b>Project:</b> making an animal puppet | <b>Uu</b><br>up<br><b>Vv</b><br>violin<br><b>Ww</b><br>wave        |
| <b>10 Big and Small</b><br>(Sizes) <ul style="list-style-type: none"> <li>Ask about and describe things by size</li> </ul> | big<br>long<br>short<br>small<br>thick<br>thin            | It's (big).<br>Is it (short)?  | Working together<br>Let's do it together.<br>OK.                    | It's Small.<br>X, Y, & Z song<br>Alphabet song  | <b>Xx</b><br>box<br><b>Yy</b><br>yo-yo<br><b>Zz</b><br>zipper      |





Unit  
**1**

# Hello

## Vocabulary

### Lesson 1

Listen and say. 1

Listen and find. 2

Sing. 3

Jig

Tess



## Structure

### Lesson 2

Point and say.

Listen and say.  4

Say and do.

Baz

Pat

Structure: *What's your name? I'm ...*

Unit 1 Lesson 2

5




## Song

### Lesson 3

Listen and sing. 🎧 5

Sing and do. 🎧 5

Trace and say.







# What's Your Name?


## Story

### Lesson 4


Look and listen. 🎧 6

Listen and act. 🎧 6

Say and do.



Hello. I'm Mrs. Ball.  
What's your name?



Hello, Mrs. Ball. I'm Baz!



# Values

## Lesson 5

Listen and point. » 7

Listen and say. » 7

Say and do.








## Alphabet

### Lesson 6

Learn the letters.

Sing.  8

Trace and match.

Aa



Bb



A

a

B

b



Unit  
**2**

# My Family

## Vocabulary

### Lesson 1

Listen and say. 🎧 9

Listen and find. 🎧 10

Look and say.

dad

grandma

sister

brother



grandpa

## Structure


### Lesson 2

Point and say.

Listen and say. 🎧 11

Say and do.

mom



Structure: *Who's this? It's my grandma.*

Unit 2 Lesson 2








# Song

## Lesson 3

Listen and sing. 12

Sing and do. 12

Think and match.







# Who's This?


## Story

### Lesson 4


Look and listen. 🎧 13

Listen and act. 🎧 13

Say and do.



Hello. Hello? Who's this?



Hello, Grandpa. It's Baz!



# Values

## Lesson 5


Listen and point. 🎧 14

Listen and say. 🎧 14

Say and do.







## Alphabet

### Lesson 6

Learn the letters.

Sing. 15

Match and trace.

Cc



Dd



C A B C D

d A B C D



Unit  
**3**

# My School


## Vocabulary

### Lesson 1

Listen and say. 🎧 16

Listen and find. 🎧 17

Look and say.





## Structure

### Lesson 2

Point and say.

Listen and say.  18

Say and do.



Structure: *What's this? It's a (bag).*

Unit 3 Lesson 2

17




## Song

### Lesson 3

Listen and sing. 🎧 19

Sing and do. 🎧 19

Think and group.







# Quiet, Please!


## Story

### Lesson 4

Look and listen. 🎧 20

Listen and act. 🎧 20

Say and do.



Quiet, please. Sit down.

Thank you.



# Values

## Lesson 5

Listen and point. 🎧 21

Listen and say. 🎧 21

Say and do.







# Alphabet


## Lesson 6

Learn the letters.

Sing. 🎵 22

Find and trace.

Ee



Ff



A B C d E F

a b c d E f

A B C D E f



Unit  
4

# Colors






## Vocabulary

### Lesson 1

Listen and say. 🎧 23

Listen and find. 🎧 24


Look and say.



blue



green



purple





## Structure

### Lesson 2

Point and say.

Listen and say. 🎧 25

Say and do.



Structure: *What color is it? It's (orange).*





# Song

## Lesson 3

Listen and sing. » 26

Sing and do. » 26

Think and color.





## Project

### Lesson 4

Make.

Listen and sing. 🎵 27

Sing and point. 🎵 27





# Values

## Lesson 5

Listen and point. 🎧 28

Listen and say. 🎧 28

Say and do.







# Alphabet

## Lesson 6

Learn the letters.

Sing. 29

Match and trace.

Gg




Hh



F d e f g h

G c d e f g

H d e f g





## Vocabulary

### Lesson 1

Listen and say. 🎧 30

Listen and find. 🎧 31

Look and say.





## Structure

### Lesson 2

Point and say.

Listen and say. 🎧 32

Say and do.

toy box

ball

car

Structure: *It's a (red) (teddy bear).*

Unit 5 Lesson 2

29



## Song

### Lesson 3

Listen and sing. 🎧 33

Sing and do. 🎧 33

Think and match.







# What's This?


## Story

### Lesson 4


Look and listen. 🎧 34

Listen and act. 🎧 34

Say and do.



What's this?



It's a red car! Thank you, Jig.



# Values

## Lesson 5

Listen and point. 🎧 35

Listen and say. 🎧 35

Say and do.







# Alphabet


## Lesson 6

Learn the letters.

Sing. 36

Listen and trace. 37


Ii



Jj



Kk





Unit  
**6**

# My Face

## Vocabulary

### Lesson 1

Listen and say. 🎧 38

Listen and find. 🎧 39

Look and say.



face

mouth



## Structure

### Lesson 2

Point and say.

Listen and say.  40

Say and do.



*Wash your (face). Dry your (ears).*



# Song

## Lesson 3


Listen and sing. 🎧 41

Sing and do. 🎧 41

Trace and say.

1

2



4

5

6

7




8

9







# Touch Your Ears!


## Story

### Lesson 4


Look and listen. 🎧 42

Listen and act. 🎧 42

Say and do.



Touch your ears!



Clap!



# Values

## Lesson 5


Listen and point. » 43

Listen and say. » 43

Say and do.







# Alphabet

## Lesson 6

Learn the letters.


Sing. 44

Trace and match.

Ll

Mm

Nn





## Vocabulary

### Lesson 1

Listen and say. 🎧 45

Listen and find. 🎧 46

Say and do.





## Structure

### Lesson 2

Point and say.

Listen and say.  47

Say and do.



T-shirt

skirt

cap



Structure: *This is my (skirt). These are your (shoes).*



## Song

### Lesson 3

Listen and sing. 🎧 48

Sing and do. 🎧 48

Think, match, and color.








## Project

### Lesson 4

Make.

Listen and sing. » 49

Sing and point. » 49





# Values

## Lesson 5

Listen and point. ➡ 50

Listen and say. ➡ 50

Say and do.










# Alphabet

## Lesson 6

Learn the letters.

Sing. 51

Find and trace.





# Unit 8

# Food


## Vocabulary

### Lesson 1

Listen and say. 🎧 52

Listen and find. 🎧 53

Look and say.



banana



## Structure

### Lesson 2

Point and say.

Listen and say. 🎧 54

Say and do.

water

sandwich

tomato

orange

cookie

Structure: *How many (cookies)? (Three) (cookies), please.*

Unit 8 Lesson 2






# Song

## Lesson 3

Listen and sing.  55

Sing and do.  55

Count and write.







# Four Cookies, Please!

## Story

### Lesson 4

Look and listen. ➡ 56

Listen and act. ➡ 56

Say and do.



Four cookies, please.



One cookie and one orange.  
Thank you.



# Values

## Lesson 5

Listen and point. 🎧 57

Listen and say. 🎧 57

Say and do.







# Alphabet

## Lesson 6

Learn the letters.



Sing. » 58

Listen and trace. » 59

Rr

Ss

Tt





Unit  
9

# On the Farm

## Vocabulary

### Lesson 1

Listen and say. 🎧 60

Listen and find. 🎧 61

Look and say.

goat

COW



## Structure

### Lesson 2

Point and say.

Listen and say. 🗣️ 62

Say and do.

horse

duck

chicken

pig

Structure: *Is it a (goat)? Yes, it is. / No, it isn't. It's a (cow).*






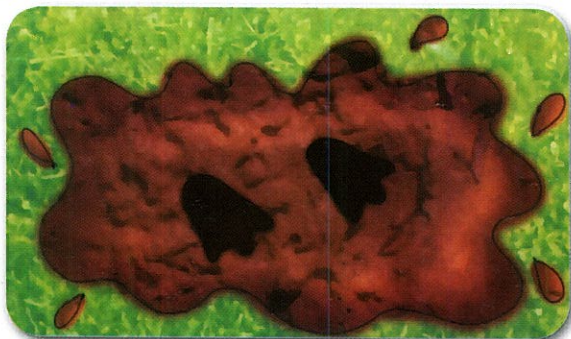
# Song

## Lesson 3

Listen and sing. 🎧 63

Sing and do. 🎧 63

Think and match.





## Project

### Lesson 4

Make.


Listen and sing. » 64

Sing and point. » 64

1




2



3



4






# Values

## Lesson 5

Listen and point. 🎧 65

Listen and say. 🎧 65

Say and do.







# Alphabet

## Lesson 6

Learn the letters.


Sing. 66

Match and trace.

Uu

Vv

Ww





Unit  
**10**

# Big and Small

## Vocabulary

### Lesson 1

Listen and say. 🎧 67

Listen and find. 🎧 68

Look and say.






## Structure

### Lesson 2

Look and say.

Listen and say.  69


Say and do.



long



short






# Song

## Lesson 3

Listen and sing. 🎧 70

Sing and do. 🎧 70

Think and group.







# It's Your Brother!

## Story

### Lesson 4

Look and listen. 🎧 71


Listen and act. 🎧 71

Say and do.

1



2



Is it a sister?  
Is it a brother?

It's your brother. It's Adam.  
He's small!



# Values

## Lesson 5

Listen and point. 🎧 72

Listen and say. 🎧 72

Say and do.







## Alphabet

### Lesson 6

Learn the letters.



Sing. 73

Listen and trace. 74

Xx

Yy

Zz



Alphabet: **Xx**, box, **Yy**, yo-yo, **Zz**, zipper

Review: **A - Z**

Unit 10 Lesson 6








# First Friends 1

## Activity Book



Susan Iannuzzi

OXFORD  
UNIVERSITY PRESS



# Level 1 Scope and Sequence

| Topics & Objectives  | Vocabulary  | Structure   | Values & Everyday English  | Songs & Projects   | Alphabet  |
|--|---|---|--|--|---|
| <b>1 Hello</b><br>(Introductions) <ul style="list-style-type: none"> <li>• Say hello</li> <li>• Introduce yourself to other people</li> </ul>                                | Baz<br>Jig<br>Pat<br>Tess<br><br>Numbers 1–5          | Hello.<br>What's your name?<br>I'm ...                                    | Being polite<br>How are you?<br>I'm fine. thanks.                      | Hello, Friends!<br>Pat and Jig. Count To Five<br>A & B song                                  | <b>Aa</b><br>ant<br><b>Bb</b><br>bear                           |
| <b>2 My Family</b><br>(Immediate family members) <ul style="list-style-type: none"> <li>• Ask about people</li> <li>• Identify family members</li> </ul>                     | brother<br>dad<br>grandma<br>grandpa<br>mom<br>sister | Who's this?<br>It's my (grandma).   | Respecting your elders<br>After you.<br>Thank you.                     | Who's This?<br>C & D song  | <b>Cc</b><br>cloud<br><b>Dd</b><br>donut                        |
| <b>3 My School</b><br>(School possessions) <ul style="list-style-type: none"> <li>• Ask about and identify things</li> <li>• Listen to and perform simple actions</li> </ul> | bag<br>book<br>chair<br>crayon<br>pencil<br>table     | What's this?<br>It's a (bag).<br>Stand up.<br>Sit down.<br>Quiet, please. | Behaving at school<br>Please open your book.<br>Sorry. (Miss Jackson). | Hello, Children.<br>E & F song   | <b>Ee</b><br>elephant<br><b>Ff</b><br>frog                      |
| <b>4 Colors</b> <ul style="list-style-type: none"> <li>• Ask about and describe objects by color</li> </ul>  | blue<br>green<br>orange<br>purple<br>red<br>yellow    | What color is it?<br>It's (red).  | Taking turns<br>It's your turn.  | What Color Is It?<br>Rainbow Colors<br>G & H song<br><br><b>Project:</b><br>making a rainbow | <b>Gg</b><br>gift<br><b>Hh</b><br>hug                           |
| <b>5 My Toys</b> <ul style="list-style-type: none"> <li>• Describe toys by color</li> </ul>  | ball<br>car<br>doll<br>jump rope<br>teddy<br>toy box  | It's a (red) car.   | Sharing with others<br>Here. Have my (teddy bear).                     |  | <b>Ii</b><br>igloo<br><b>Jj</b><br>jam<br><b>Kk</b><br>kangaroo |



| Topics & Objectives  | Vocabulary  | Structure  | Values & Everyday English   | Songs & Projects  | Alphabet   |
|--|---|--|---|---|--|
| <b>6 My Face</b> <ul style="list-style-type: none"> <li>Identify parts of the face using pronouns</li> </ul>               | ears<br>eyes<br>face<br>mouth<br>nose<br><br>Numbers 6–10 | Wash your (face).<br>Dry your (ears).<br><br>Touch your (ears).<br>Clap. | Keeping clean<br>(Wash) your (face), please.<br>Yes, Mom.           | 1, 2, 3<br>L, M, & N song<br><br><b>Project:</b><br>decorating a T-shirt                      | <b>Ll</b><br>lemon<br><b>Mm</b><br>monkey<br><b>Nn</b><br>nest     |
| <b>7 My Clothes</b> <ul style="list-style-type: none"> <li>Identify clothes using pronouns</li> </ul>                      | cap<br>jacket<br>pants<br>shoes<br>skirt<br>T-shirt       | This is my (skirt).<br><br>These are your (shoes).                       | Respecting your clothes<br>Put on your smock.<br>Yes, Miss Jackson. | These Are Pants.<br>O, P, & Q song<br><br><b>Project:</b><br>decorating a T-shirt             | <b>Oo</b><br>octopus<br><b>Pp</b><br>penguin<br><b>Qq</b><br>quiet |
| <b>8 Food</b> <ul style="list-style-type: none"> <li>Ask about and request quantities of food</li> </ul>                   | banana<br>cookie<br>orange<br>sandwich<br>tomato<br>water | How many (cookies)?<br>(Three) (cookies), please.<br><br>Plurals         | Eating healthily<br>Have a healthy snack.                           | A Sandwich For You<br>R, S, & T song  | <b>Rr</b><br>rainbow<br><b>Ss</b><br>sun<br><b>Tt</b><br>tiger     |
| <b>9 On the Farm</b> (Farm animals)<br><ul style="list-style-type: none"> <li>Ask about and identify animals</li> </ul>    | chicken<br>cow<br>duck<br>goat<br>horse<br>pig            | Is it a (goat)?<br>Yes, it is.<br>No, it isn't.                          | Respecting nature<br>Don't touch, please.                           | Is it a Duck?<br>Hello, Pig!<br>U, V, & W song<br><br><b>Project:</b> making an animal puppet | <b>Uu</b><br>up<br><b>Vv</b><br>violin<br><b>Ww</b><br>wave        |
| <b>10 Big and Small</b> (Sizes)<br><ul style="list-style-type: none"> <li>Ask about and describe things by size</li> </ul> | big<br>long<br>short<br>small<br>thick<br>thin            | It's (big).<br>Is it (short)?  | Working together<br>Let's do it together.<br>OK.                    | It's Small.<br>X, Y, & Z song<br>Alphabet song  | <b>Xx</b><br>box<br><b>Yy</b><br>yo-yo<br><b>Zz</b><br>zipper      |




Unit  
**1**

# Hello

## Lesson 1



**1** Trace and color. Say 'Hello'.





## Lesson 2


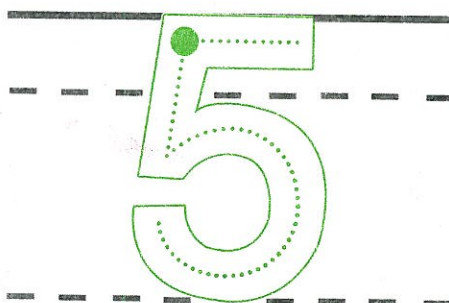

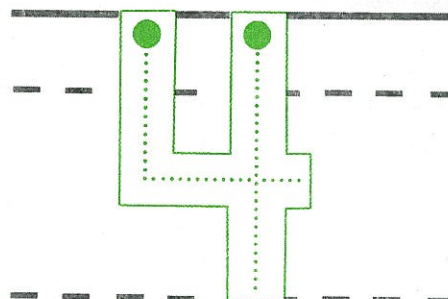




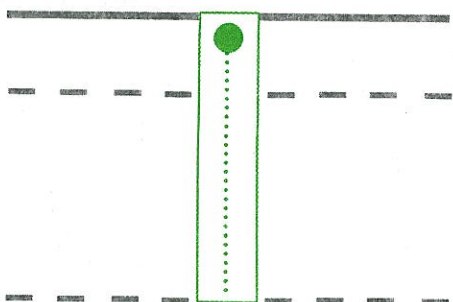
1 Trace. Draw you and say.





## Lesson 3


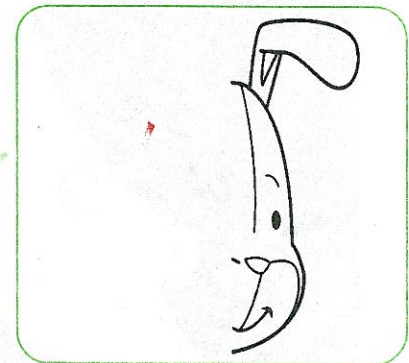


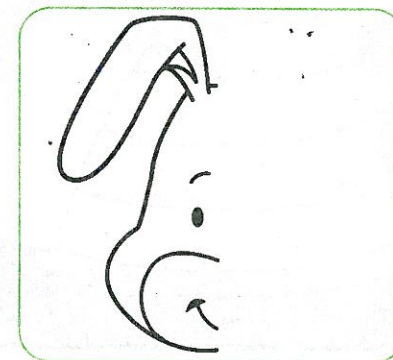


1 Trace and say. Count.





# Lesson 4

## 1 Match and say. Color.





## Lesson 5


1 Trace and say.






1 Trace and say. Color.

a B










b A





# Review

## 1 Find and circle. Say.

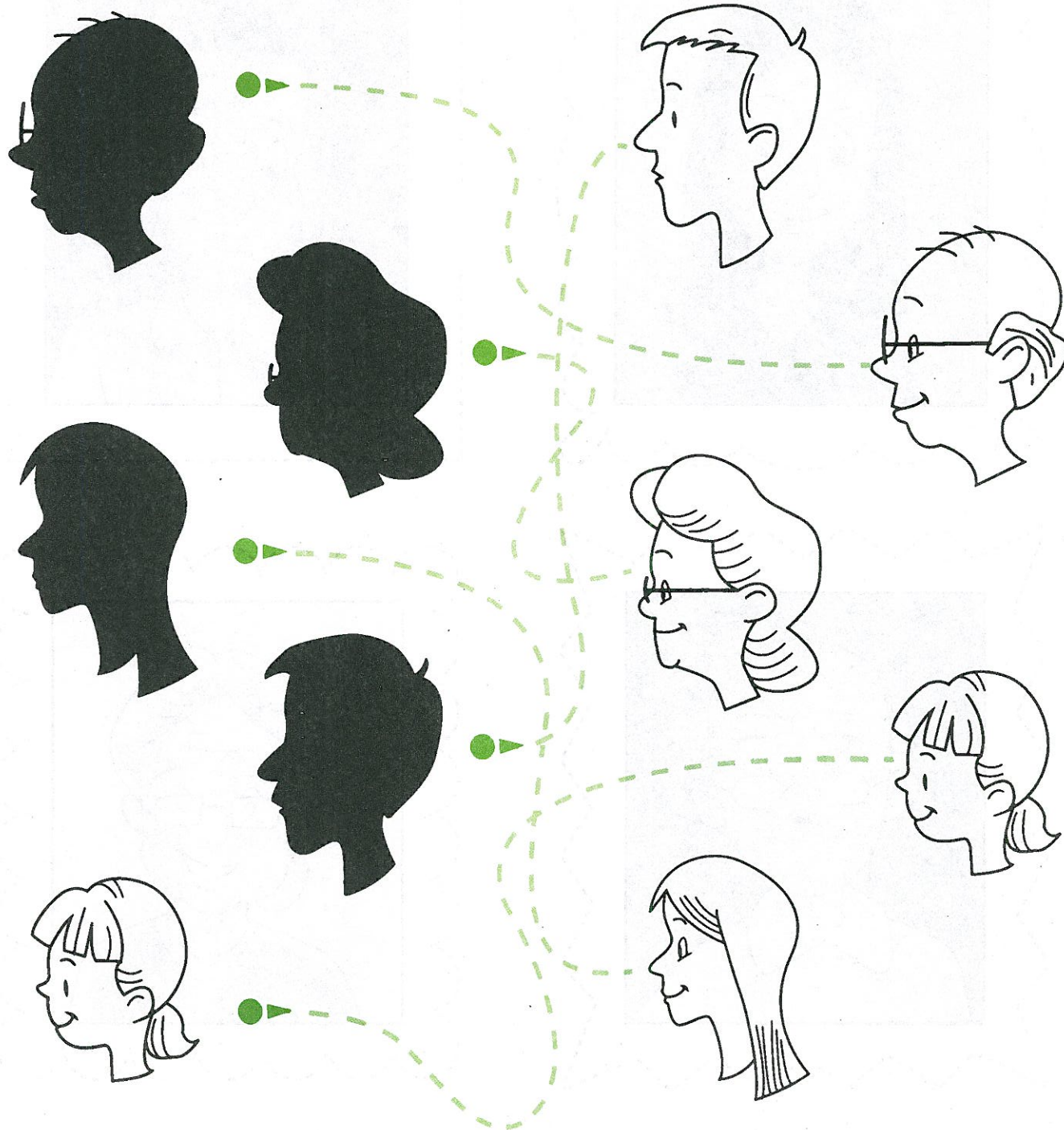




# My Family

## Lesson 1




1 Match and say. Color.





## Lesson 2



### 1 Trace and say. Color.





## Lesson 3


1 Trace. Draw your family and say.





## Lesson 4



### 1 Trace and say.





## Lesson 5


### 1 Match and say. Color.





## Lesson 6

1 Say and circle. Color.

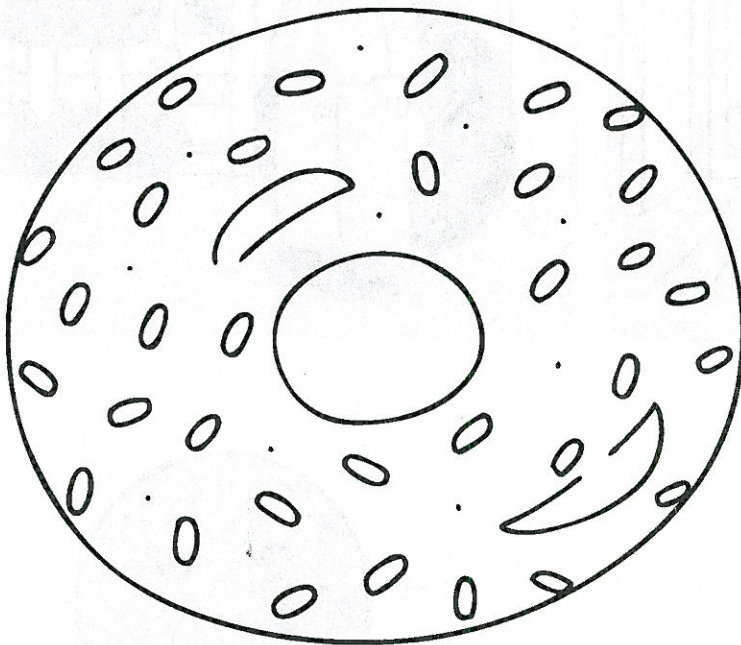


a

b



d



a

b


c





# Review

## 1 Say and join.



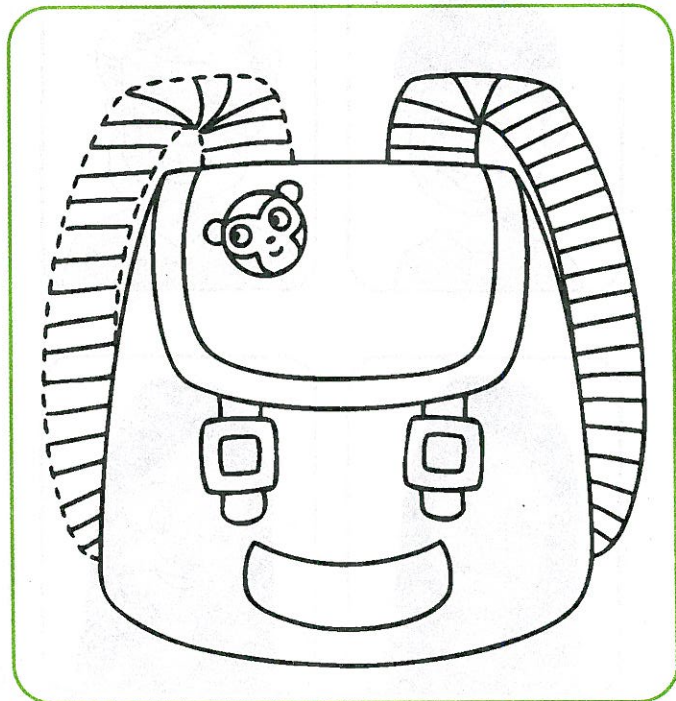
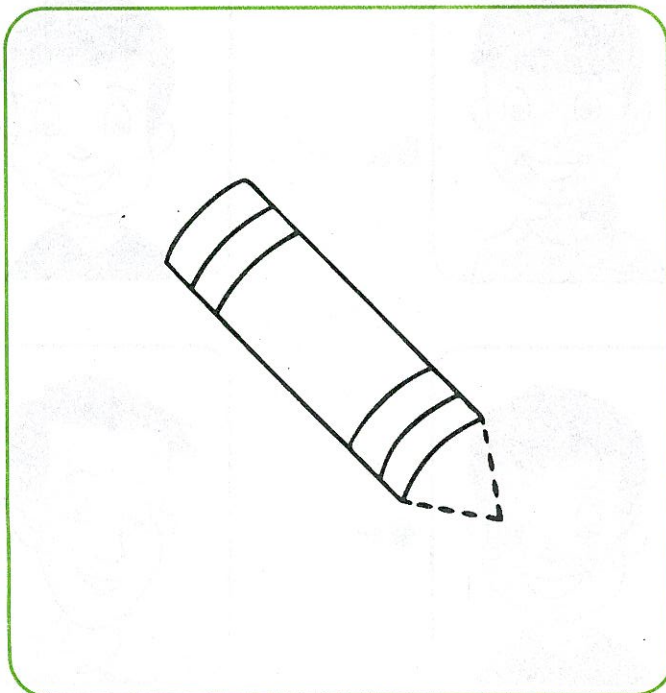
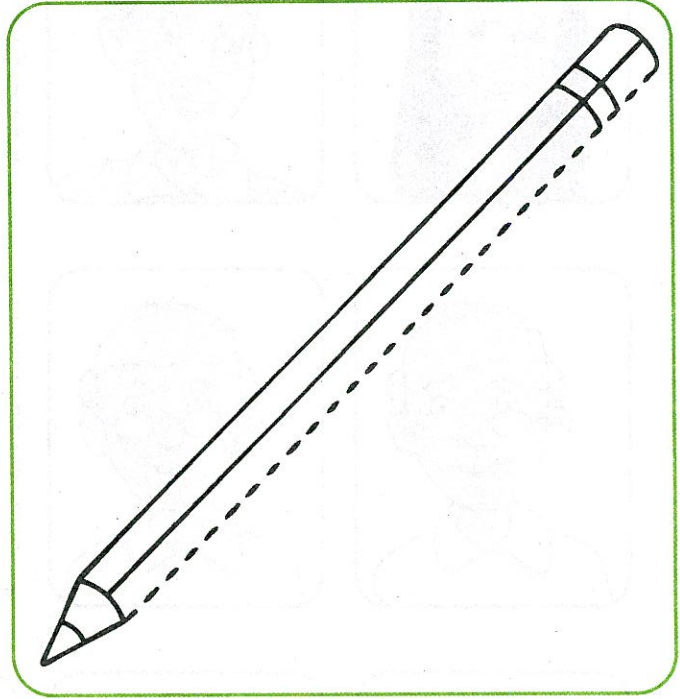



Unit  
**3**

# My School

## Lesson 1



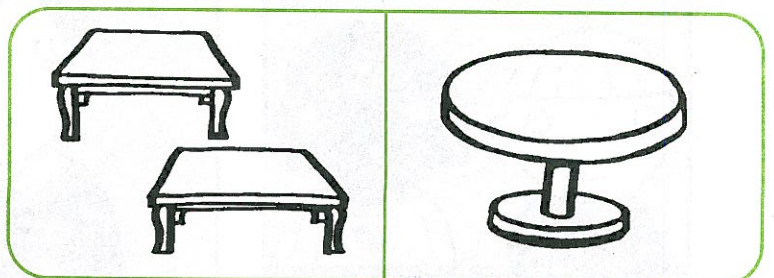



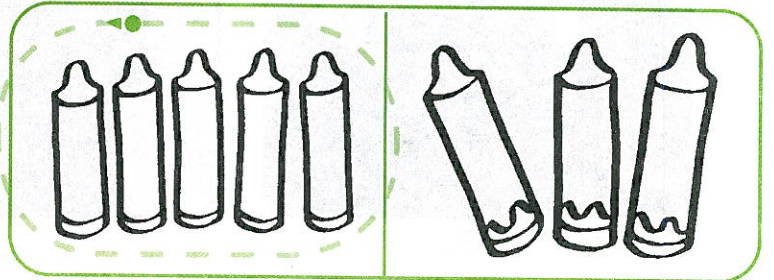

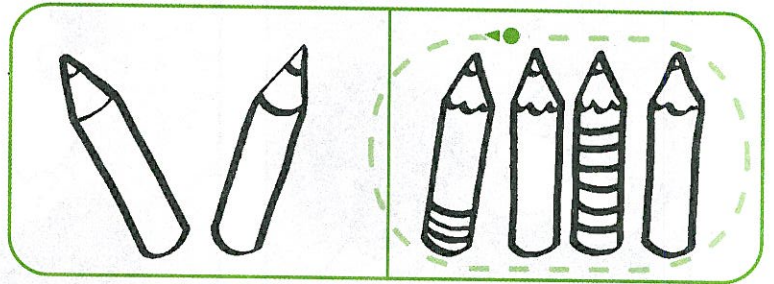

**1** Trace and say. Color.





# Lesson 2





## 1 Say and circle. Color.





## Lesson 3


1 Trace, say, and draw. Do.





# Lesson 4



## 1 Match and say. Do.





## Lesson 5

### 1 Match and say. Color.





1 Say and trace.





a b c

d

e

f

2 Say and circle. Color.



e

f

e

f

E

F

E

F



## Review

1 Find and circle. Say.





**1** Say and color.

**blue**

**green**

**orange**

**red**


**yellow**

**purple**



## Lesson 2


### 1 Look and color.





# Lesson 3

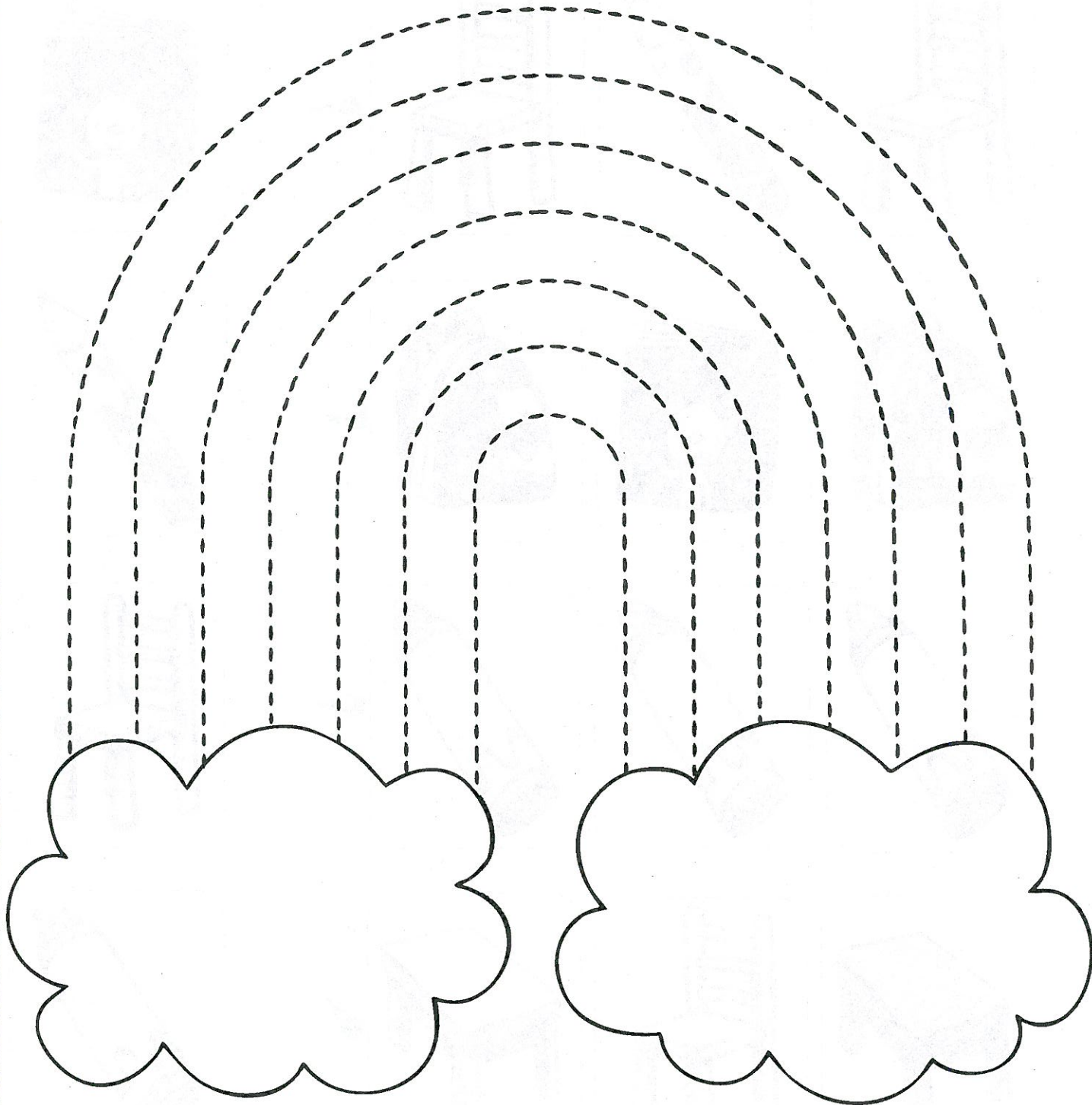
## 1 Say and join.





## Lesson 4

1 Trace and color. Sing.





## Lesson 5

### 1 Match and say. Color.






## Lesson 6

1 Trace and say. Color.

g H




h G






## 1 Choose and color. Say.




## 2 Look and color.





## Lesson 1



**1** Trace and say. Color.





## Lesson 2




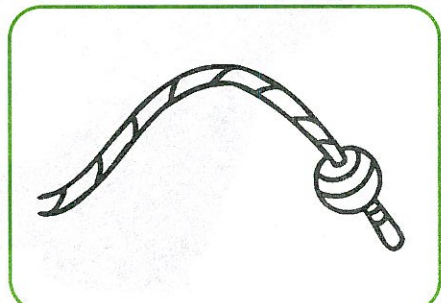

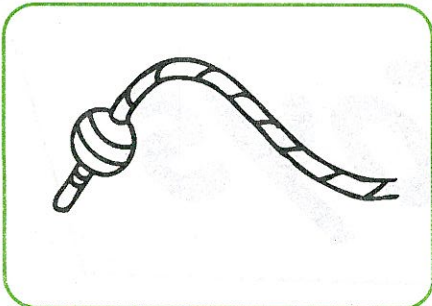



1 Draw and color. Say.





# Lesson 3


1 Match and say. Color.





## Lesson 4



1 Match and say. Color.





## Lesson 5


### 1 Match and say. Color.








1 Say and trace.

a b c d e f g h



2 Match and say. Color.



I i








J j

K k



# Review

1 Find and circle. Say.







**1** Trace and say. Color.





## Lesson 2

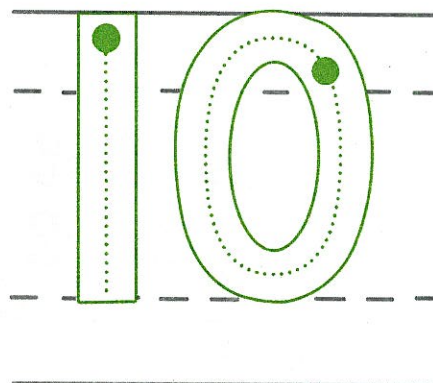


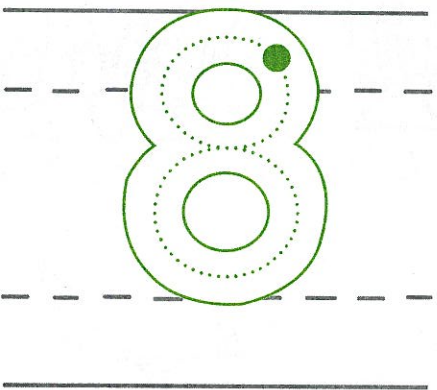
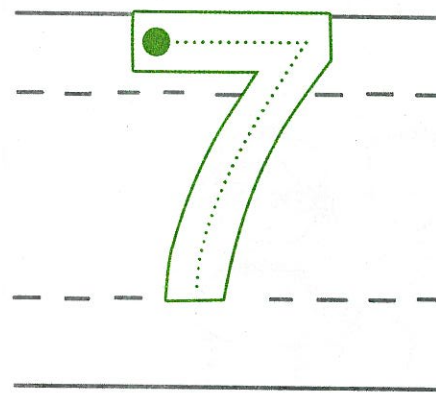
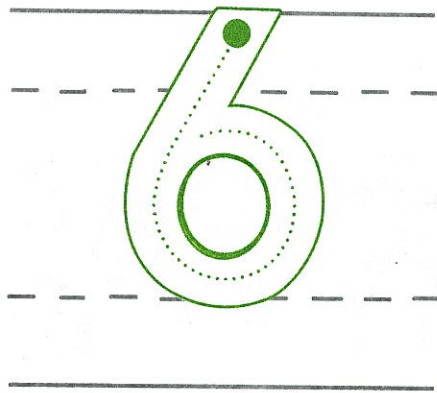
1 Draw and color. Say.





1 Trace and say. Count.

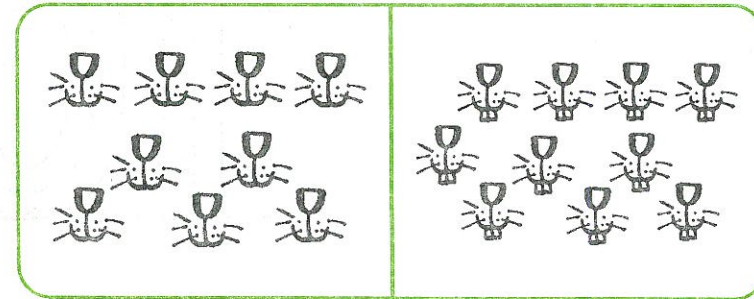
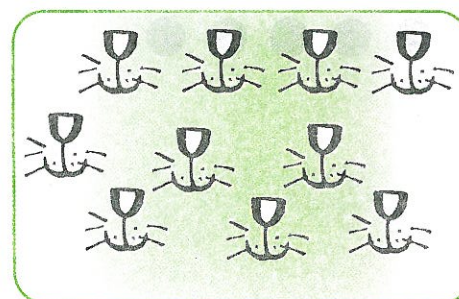
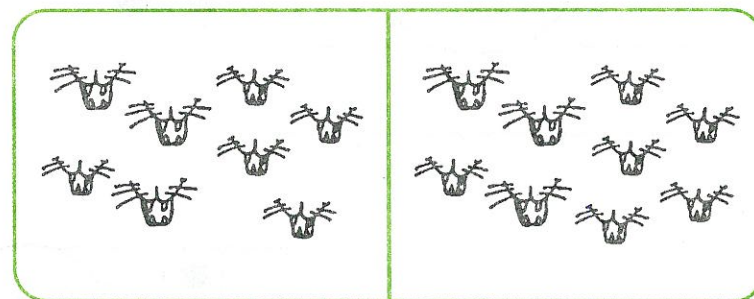



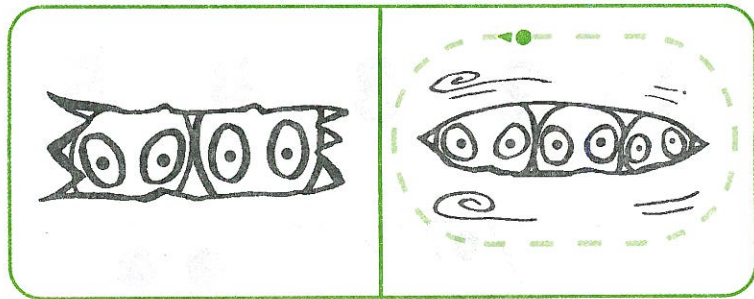

1 2 3 4 5





# Lesson 4



## 1 Say and circle. Color.





## Lesson 5


1 Match and say. Color.





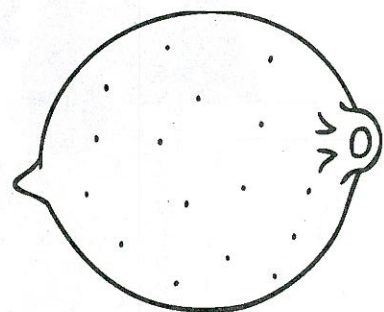


## Lesson 6

1 Say and match.



2 Say and circle. Color.









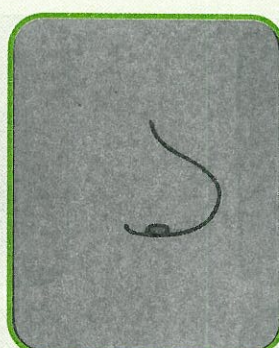
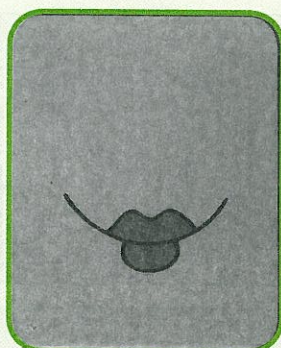


l m n

l m n



# Review




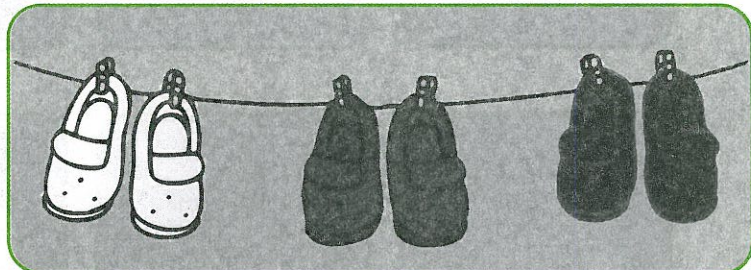
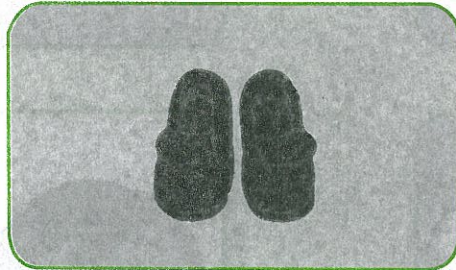


1 Say and join.





## Lesson 1


1 Look and circle. Say.





## Lesson 2




1 Find and circle. Say.





## Lesson 3








1 Draw and color. Say.





# Lesson 4




## 1 Trace and find. Match.





## Lesson 5

1 Match and say. Color.






1 Say and trace.

a b c d e f g h i j k l


m n o p q

2 Match and say. Color.



p

O



o

Q












q

P



# Review


1 Say and join.





## Lesson 1



1 Trace and say. Color.





## Lesson 2

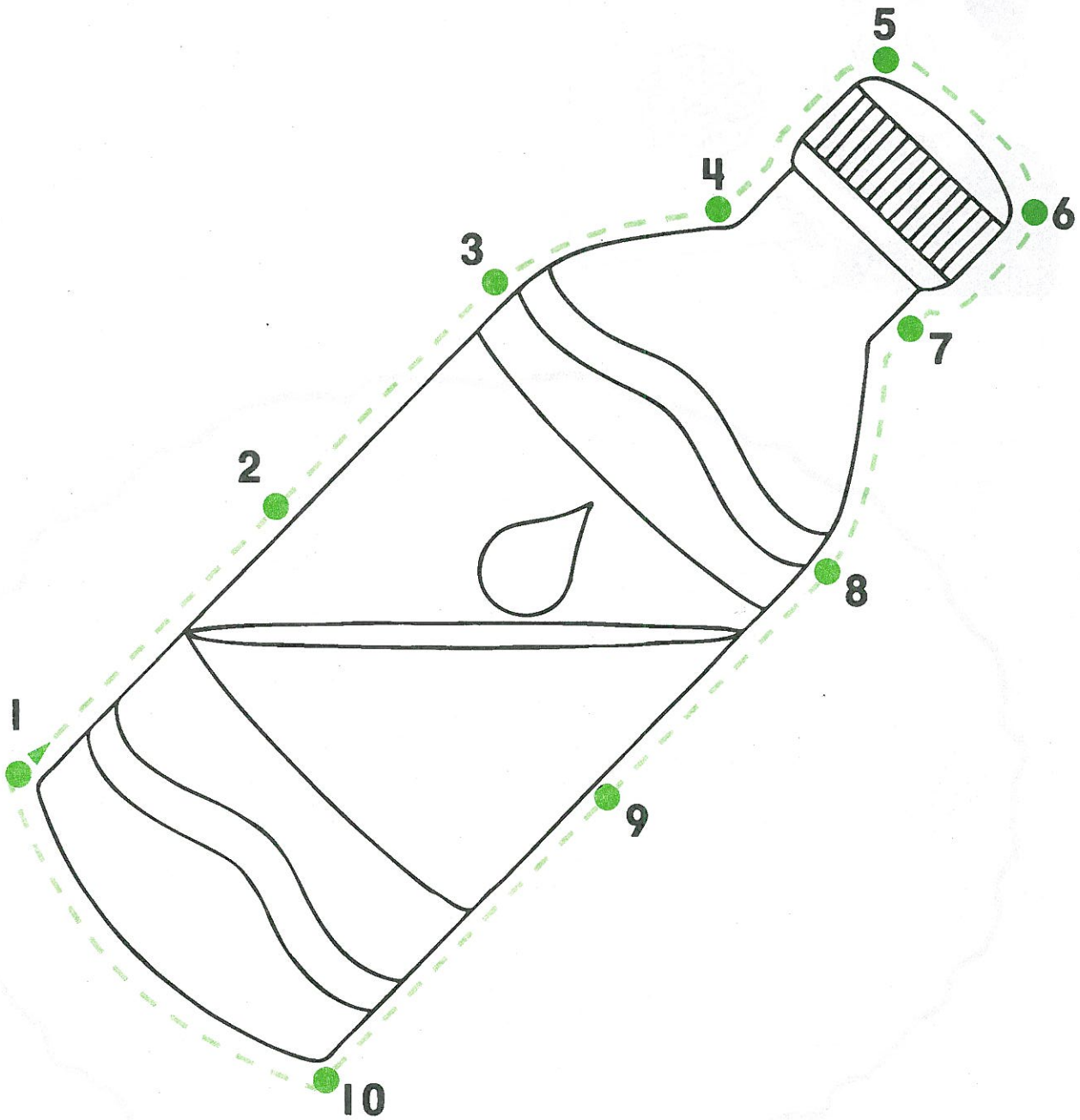
1 Look and circle. Say.





## Lesson 3



1 Join and say. Color.





## Lesson 4



1 Draw your cookie and say.





## Lesson 5

1 Match and say. Color.





## Lesson 6

1 Say and match.

r



s



t


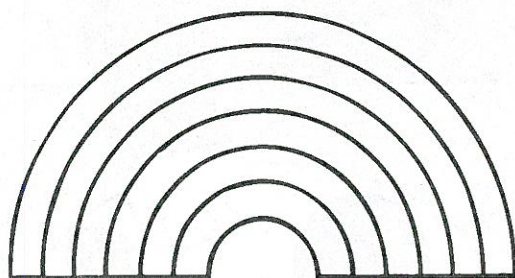


S

T

R

2 Say and circle. Color.



S

T

R

S

T


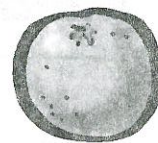
R

S

T






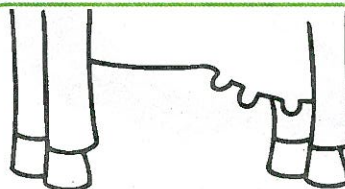
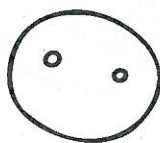

1 Find and circle. Say.





## Lesson 1

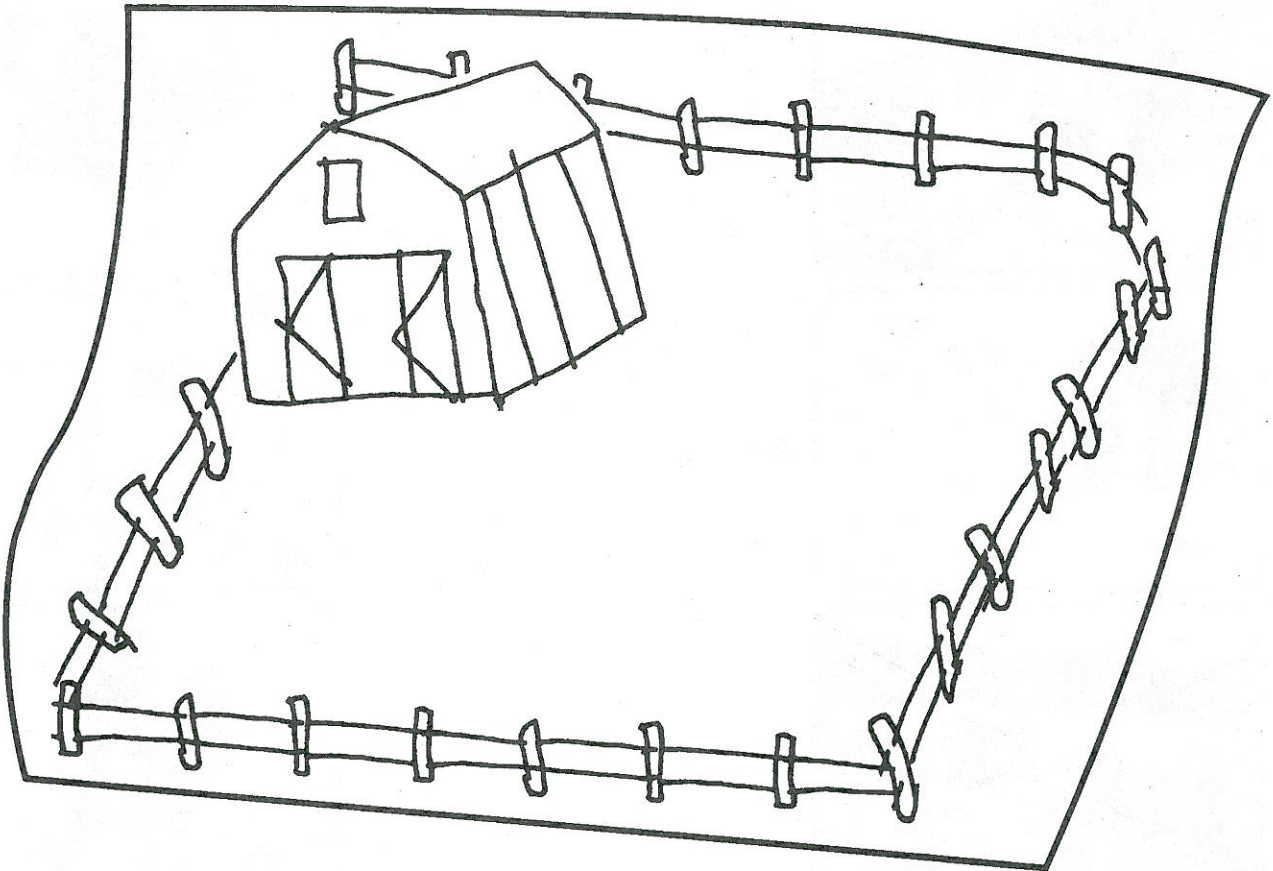

1 Match and say. Color.





## Lesson 2



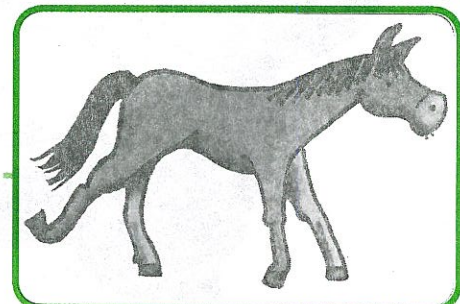





1 Draw animals and say.





# Lesson 3





## 1 Trace and say.





## Lesson 4

1 Draw and say. Color.





# Lesson 5

1 Match and say. Color.



Match and say. Color.

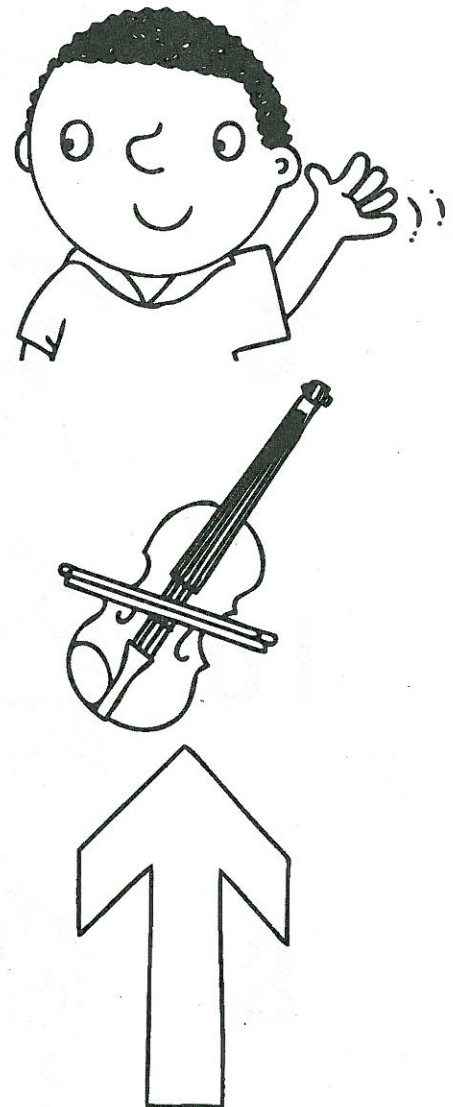
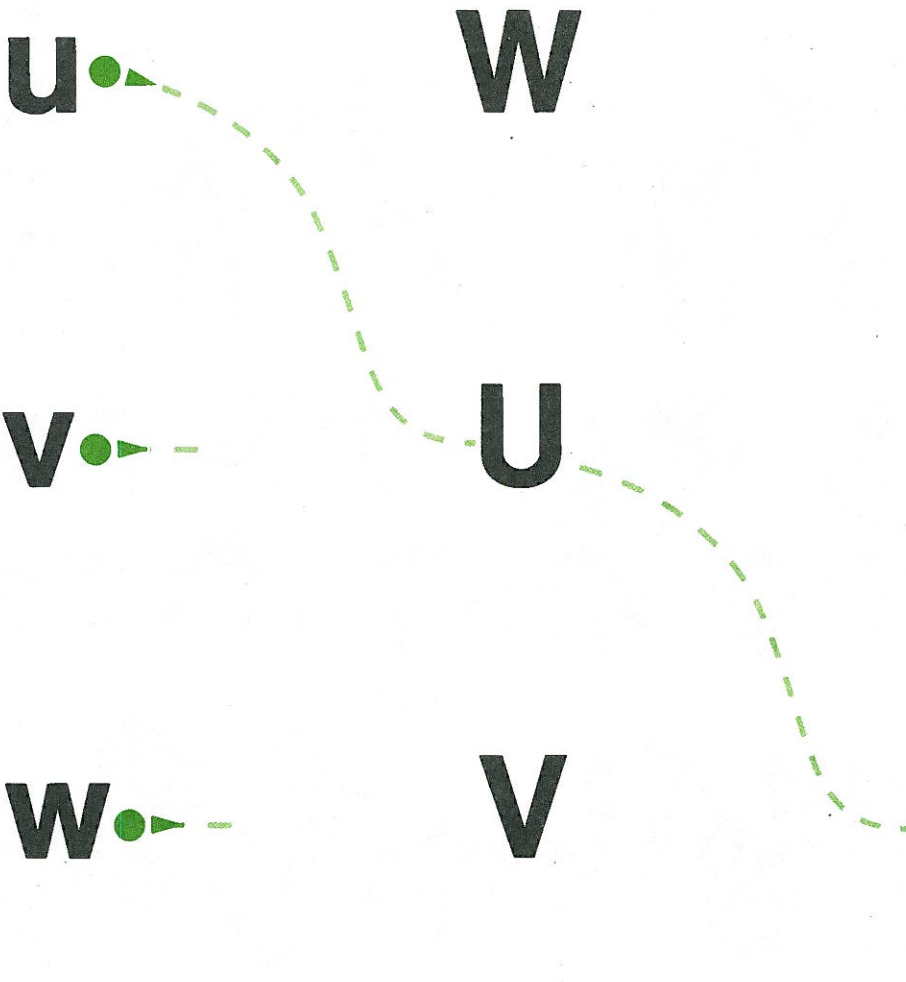




1 Say and trace.

a b c d e f g h i j k l  
m n o p q r s t u v w

2 Match and say. Color.







## Review

1 Say. Count and color.


7




9




6



10



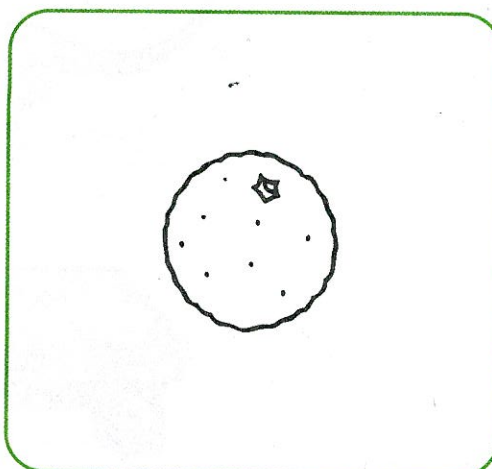


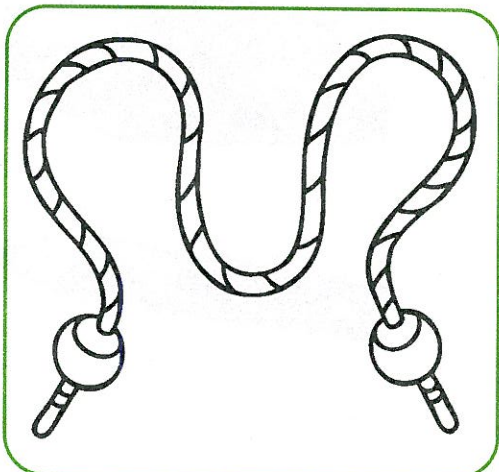
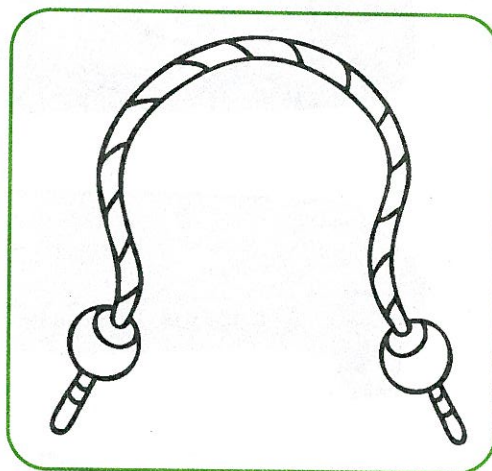
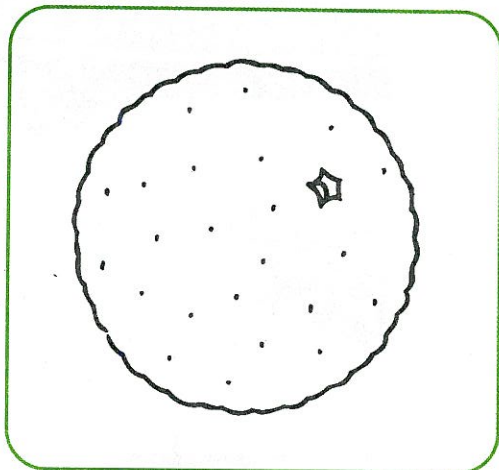
8





## Lesson 1





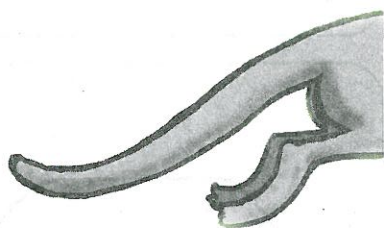

1 Match and say. Color.









## Lesson 2

### 1 Match and say.










## 1 Trace and say. Color.





# Lesson 4

## 1 Match and say.





# Lesson 5

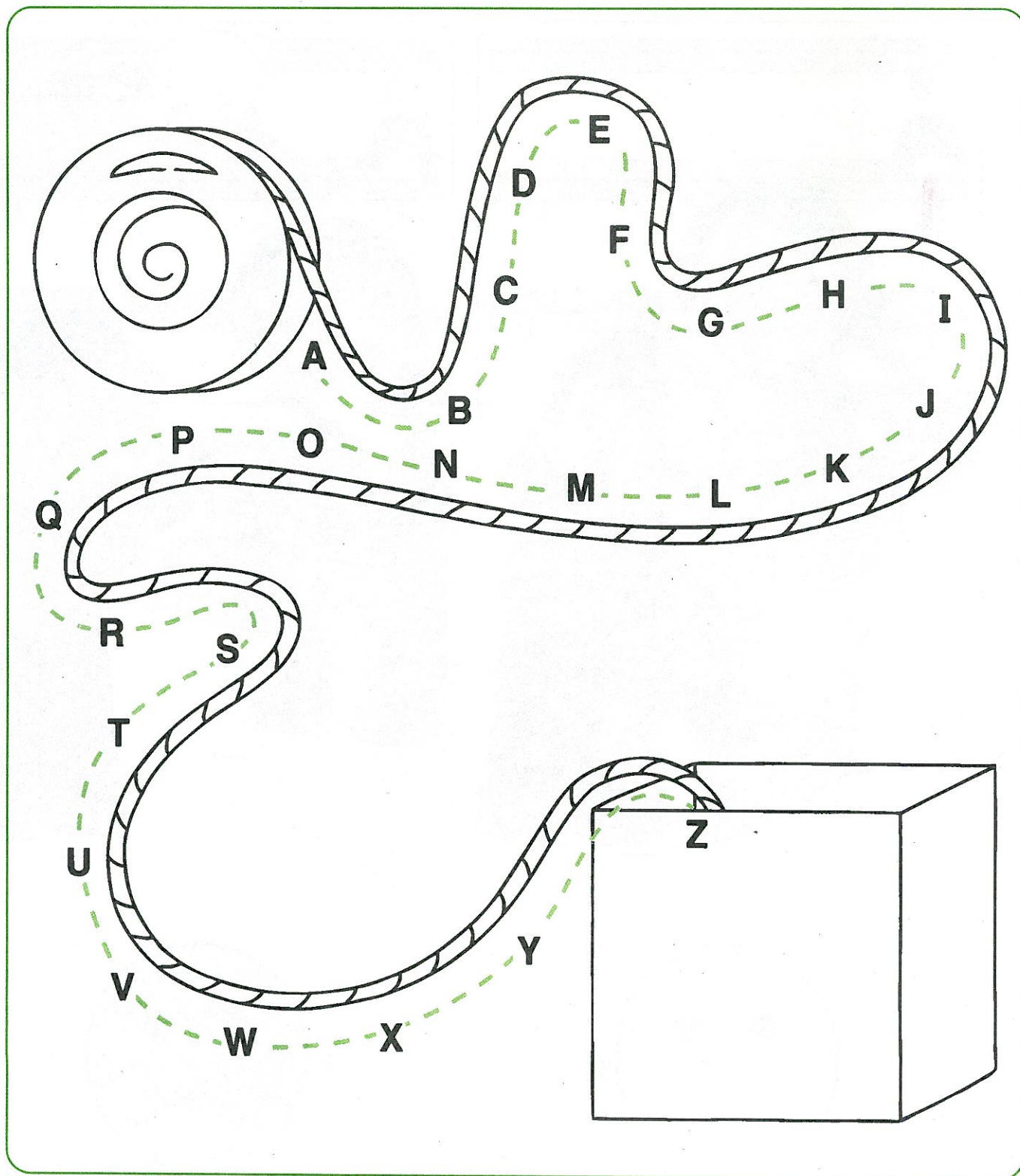
1 Match and say. Color.





## Lesson 6



1 Trace and say. Color.





## Review


1 Look and circle. Say.






# Picture Dictionary


**Aa**




**Bb**




**Cc**




**Dd**



**Ee**




**Ff**




**Gg**



**Hh**




**Ii**






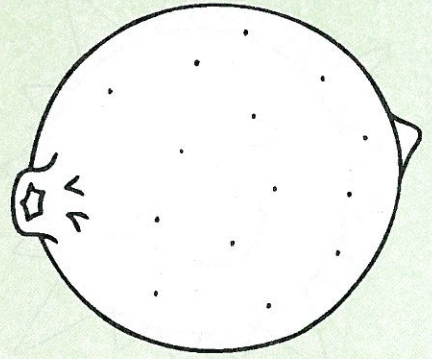
**Jj**



**Kk**




**Ll**




**Mm**




**Nn**



**Oo**



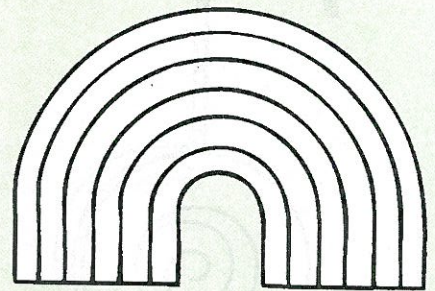
**Pp**



**Qq**




**Rr**







**Ss**



**Tt**



**Uu**



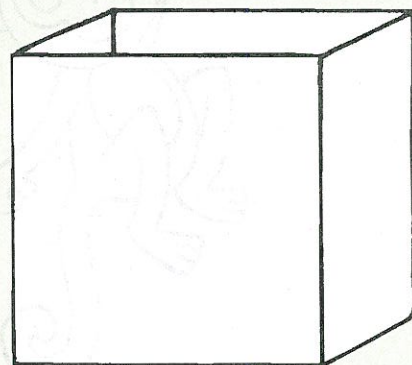
**Vv**




**Ww**



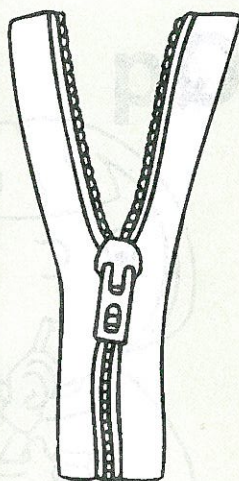
**Xx**






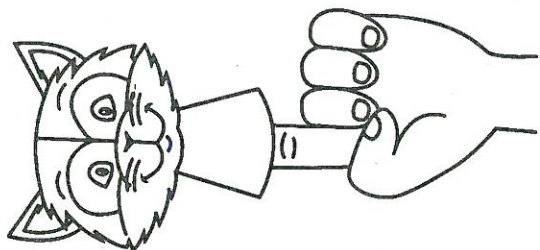
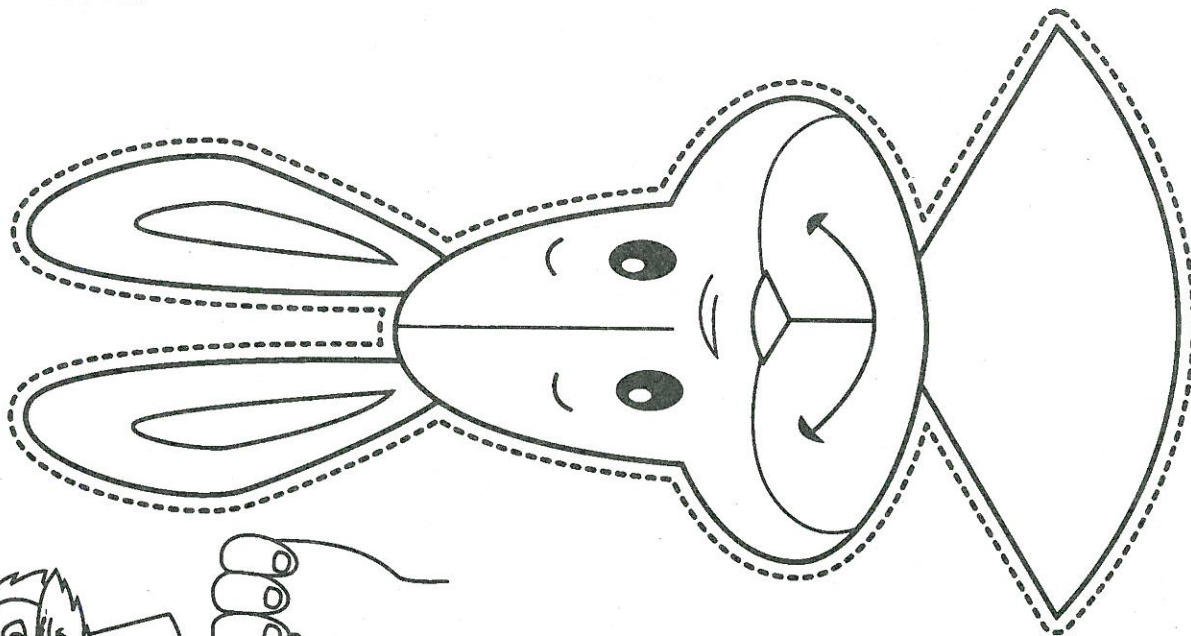
**Yy**



**Zz**













# Songs

## Unit 1

### Lesson 1

Hello, hello, hello friends.  
Hello, hello, how are you?  
I'm fine, I'm fine, I'm fine,  
Thank you!  
I'm fine, I'm fine, I'm fine,  
Thank you!

Hello, hello, hello friends.  
Hello, hello, hello friends.  
Hello, hello, hello friends.  
Time to play today!

### Lesson 3

Pat and Jig  
Count to 2. 1... 2.

Pat and Jig  
Clap for you.  
1 (1 clap)  
2 (2 claps)

Pat and Jig  
Count to 3. 1... 2... 3.

Pat and Jig.  
Clap for me.  
1 (1 clap)  
2 (2 claps)  
3 (3 claps)

Pat and Jig.  
Count to 4. 1... 2... 3... 4.

Pat and Jig.  
Clap some more.  
1 (1 clap)  
2 (2 claps)  
3 (3 claps)  
4 (4 claps)

Pat and Jig  
Count to 5.  
Pat and Jig  
Ready to hide!  
1... 2... 3... 4... 5!

## Unit 2

### Lesson 3

Who's this? Who's this?  
It's my mom. It's my mom!

Who's this? Who's this?  
It's my dad. It's my dad!

Who's this? Who's this?  
It's my grandma. It's my  
grandma!

Who's this? Who's this?  
It's my grandpa. It's my  
grandpa!

## Unit 3

### Lesson 3

Hello, children. Hello, children.  
Quiet, please. Quiet, please.  
Thank you. Thank you. Thank  
you.

Thank you, children.  
Hello, children. Hello, children.  
Stand up, please. Stand up,  
please.  
Thank you. Thank you. Thank  
you.  
Thank you, children.

## Unit 4

### Lesson 3

It's a bag!  
What color is it?  
It's red!  
Red! Red!

It's a book!  
What color is it?  
It's green!  
Green! Green!

It's a chair!  
What color is it?  
It's yellow!  
Yellow! Yellow!

It's a pencil!  
What color is it?  
It's blue!  
Blue! Blue!

### Lesson 4

Red and orange and yellow  
too.  
Rainbow colors for me and  
you.  
Colors for me, Colors for you  
Rainbow colors for me and  
you.

Green and blue and purple,  
too.  
Rainbow colors for me and  
you.

Colors for me, Colors for you  
Rainbow colors for me and  
you.

## Unit 5

### Lesson 3

It's a purple doll.  
It's a green doll.  
It's an orange doll.  
It's a blue doll.

It's a purple ball.  
It's a green ball.  
It's an orange ball.  
It's a blue ball.  
[repeat]

## Unit 6

### Lesson 3

1, 2, 3  
Three noses  
Look and see!  
1, 2, 3, 4, 5, 6, 7  
Seven ears  
Listen, listen!  
1, 2, 3, 4, 5, 6, 7, 8, 9, 10  
Ten funny faces.  
Count them again!

## Unit 7

### Lesson 3

These are pants.  
These are pants.  
These are pants.  
And these are shoes.  
These are shoes.  
These are shoes.  
These are shoes.  
And this is a skirt.  
This is a skirt.  
This is a skirt.  
This is a skirt.  
And this is a T-shirt.

This is a T-shirt.  
This is a T-shirt.  
This is a T-shirt.  
And this is me!

### Lesson 4

It's red. It's yellow. It's purple.  
It's blue.  
It's my T-shirt!  
I can paint! And so can you!  
It's orange. It's green. It's  
yellow. It's blue.  
It's my T-shirt!  
I can paint! And so can you!

## Unit 8

### Lesson 3

A sandwich for you.  
A sandwich for me.  
Mmm-mmm. Mmm-mmm.  
A cookie for you.  
A cookie for me.  
Mmm-mmm. Mmm-mmm.

A tomato for you.  
A tomato for me.  
Mmm-mmm. Mmm-mmm.  
A tomato for you.  
A tomato for me.  
Mmm-mmm. Mmm-mmm.  
A banana for you.  
A banana for me.  
Mmm-mmm. Mmm-mmm.  
Two oranges for you.  
Two oranges for me.  
Mmm-mmm. Mmm-mmm.

## Unit 9

### Lesson 3

Quack, quack, quack, quack.  
Quack, quack, quack, quack.  
Is it a duck? Is it a duck?  
Yes, yes, yes! It's a...!  
Moo, moo, moo, moo.  
Moo, moo, moo, moo.  
Is it a cow? Is it a cow?  
Yes, yes, yes! It's a...!  
Cluck, cluck, cluck, cluck.  
Cluck, cluck, cluck, cluck.  
Is it a chicken? Is it a chicken?  
Yes, yes, yes! It's a...!  
Neigh, neigh, neigh, neigh.  
Neigh, neigh, neigh, neigh.  
Is it a horse? Is it a horse?  
Yes, yes, yes! It's a ...!

### Lesson 4

Hello, pig. Hello, pig.  
Time to play. Time to play.  
Oink... oink...oink...  
Now run away!  
Hello, pig. Hello, pig.  
Time to play. Time to play.  
Oink... oink...oink...  
Now run away!

## Unit 10

### Lesson 3

It's small. It's long. It's brown,  
too.  
It's a violin. Here's some music  
for you!  
It's small. It's long. It's yellow,  
too.  
It's a banana. Here's some  
food for you!  
It's long. It's thin. It's fun, too.  
It's a jump rope. Here's a toy  
for you!



**OXFORD**  
UNIVERSITY PRESS

Great Clarendon Street, Oxford, OX2 6DP, United Kingdom

Oxford University Press is a department of the University of Oxford.  
It furthers the University's objective of excellence in research, scholarship,  
and education by publishing worldwide. Oxford is a registered trade  
mark of Oxford University Press in the UK and in certain other countries

© Oxford University Press 2011

The moral rights of the author have been asserted

First published in 2011

2015 2014 2013 2012 2011

10 9 8 7 6 5 4 3 2 1

#### No unauthorized photocopying

All rights reserved. No part of this publication may be reproduced, stored  
in a retrieval system, or transmitted, in any form or by any means, without  
the prior permission in writing of Oxford University Press, or as expressly  
permitted by law, by licence or under terms agreed with the appropriate  
reprographics rights organization. Enquiries concerning reproduction outside  
the scope of the above should be sent to the ELT Rights Department, Oxford  
University Press, at the address above

You must not circulate this work in any other form and you must impose  
this same condition on any acquirer

Links to third party websites are provided by Oxford in good faith and for  
information only. Oxford disclaims any responsibility for the materials  
contained in any third party website referenced in this work

ISBN: 978 0 19 443334 1 Student's Book  
ISBN: 978 0 19 443328 0 Audio CD  
ISBN: 978 0 19 443343 3 Pack

Printed in China

This book is printed on paper from certified and well-managed sources

#### ACKNOWLEDGEMENTS

The publisher would like to thank the following for their kind permission to reproduce  
photographs and other copyright material: Alamy pp.21 (elephant/AfriPics.com),  
37 (igloo/Arcticphoto), 46 (monkey/Juniors Bildarchiv), 73 (violin/Image Source),  
83 (zipper/M.Brodie); Getty Images p.30 (hug/Neil Beckerman/Taxi); iStockphoto  
p.5 (ant/Karel Broz); Oxford University Press pp.6 (bear/Photodisc), 13 (clouds),  
14 (doughnut/Stockbyte), 17 (gift/Photodisc), 22 (frog/Photodisc), 38 (jam/John  
Foxx), 39 (kangaroo/Photodisc), 45 (lemon/Ingram), 54 (octopus/Photographers  
Choice), 55 (penguin/Ingram), 65 (tiger/Corbis/Digital Stock), 74 (wave/Photodisc);  
Shutterstock p.47 (nest/Steve Byland).

Cover illustration by: Paul Gibbs

Main illustrations by: Paul Gibbs

Other illustrations by: Helen Poole pp.18, 24, 30, 42, 48, 54, 60; Lesley Breen

Withrow pp.9, 15, 21, 27, 33, 39, 45, 51, 57, 63

All commissioned photography by: Graham Adler at MM Studios pp.08, 14, 20, 25,  
26, 32, 38 43, 44, 50, 55, 56, 62

With special thanks to staff and pupils at Larkrise Primary School, Oxford.

**OXFORD**  
UNIVERSITY PRESS

Great Clarendon Street, Oxford, OX2 6DP, United Kingdom

Oxford University Press is a department of the University of Oxford.  
It furthers the University's objective of excellence in research, scholarship,  
and education by publishing worldwide. Oxford is a registered trade  
mark of Oxford University Press in the UK and in certain other countries

© Oxford University Press 2011

The moral rights of the author have been asserted

First published in 2011

2015 2014 2013 2012 2011

10 9 8 7 6 5 4 3 2 1

#### No unauthorized photocopying

All rights reserved. No part of this publication may be reproduced, stored  
in a retrieval system, or transmitted, in any form or by any means, without  
the prior permission in writing of Oxford University Press, or as expressly  
permitted by law, by licence or under terms agreed with the appropriate  
reprographics rights organization. Enquiries concerning reproduction outside  
the scope of the above should be sent to the ELT Rights Department, Oxford  
University Press, at the address above

You must not circulate this work in any other form and you must impose  
this same condition on any acquirer

Links to third party websites are provided by Oxford in good faith and for  
information only. Oxford disclaims any responsibility for the materials  
contained in any third party website referenced in this work

ISBN: 978 0 19 443367 9

Printed in Spain

This book is printed on paper from certified and well-managed sources

#### ACKNOWLEDGEMENTS

Illustrations by: John Haslam pp.4, 5, 7, 10, 11, 12, 13, 14, 17, 31, 33, 39, 40, 56,  
61, 77; Cathy Hughes pp.8, 9, 15, 16, 18, 20, 22, 23, 26, 28, 29, 30, 32, 34, 36,  
37, 43, 44, 45, 46, 48, 49, 50, 51, 54, 55, 57, 58, 60, 63, 64, 65, 67, 69, 71, 72, 74,  
75, 76; Lisa Williams/Sylvie Poggio Artists pp.19, 21, 24, 27, 35, 38, 42, 47, 52,  
59, 62, 66, 68, 70, 73

The publishers advise that project work involving cutting and  
sticking should be carried out under the supervision of an adult.

Hello, How are you?

I'm <sup>me</sup> ~~the~~ parice what's your name??

They are in the classroom  
who's this?

what's this? <sup>> new words - repeat</sup>

Show me <sup>you</sup> these objects in this class  
point to



# First Friends

*first for English, first for fun,  
first for young children*

*First Friends* is a three-level course that makes the first years of learning English motivating and fun.

- The special phonics program is ideal for building letter-recognition skills and letter formation.
- Everyday English is taught through the context of important social values such as learning to share.
- Practical cross-curricular lessons link with other subjects such as math and science.
- Engaging activities focus on making connections and seeing patterns, improving critical thinking skills.



Oxford › making  sense

- Student Book with Student Audio CD featuring songs, stories and everyday English
- Activity Book
- Split editions A & B:  
Student Book + Activity Book + Student Audio CD
- Teacher's Book
- Picture Cards
- Class Audio CD
- Oxford iTools: Digital Classroom Resources

**OXFORD**  
UNIVERSITY PRESS

[www.oup.com/elt](http://www.oup.com/elt)

ISBN 978-0-19-443343-3

